

**MAMTA MODERN SR.SEC.SCHOOL**  
**HOLIDAYS HOMEWORK**  
**NURSERY**  
**2018-2019**



NAME :- \_\_\_\_\_

ROLL NO: \_\_\_\_\_

*Holidays are the time to enjoy and have fun. However, it is good to devote some time to keep your child in touch with whatever has been taught in school.*

Dear Parents,

The school bell may stop ringing, but summer is the great time for all kinds of learning opportunities for kids. We request the parents to encourage their child for few things which we are mentioning below.

- Make your child independent so that they are able to do their small tasks by themselves (buttoning or unbuttoning their shirts, folding their apron mats or clothes, zipping or unzipping, learn to wear their shoes and socks).
- Time management should be there. Parents must set time each day for studying.
- Practice the concepts learnt in the class on regular basis.
- Supervise the child to do the worksheets on her/his own.
- Take your child for outing and talk about the surroundings.
- Encourage your child to keep your surroundings clean.

Communication skills play a pivotal role grooming the overall personality of the children. Converse with your child preferably in English to help her/him get comfortable with the language. Use small vocabulary words in day to day life. Give small instructions to your child in English like:

1. Shut the door. Bring your toys

2. If wants to go to washroom.

\*May I go for CONVENIENCES?

3. If wants to go to drink water.

\*May I QUENCH MY THIRST?

4. If wants to come in the room.

\*May I ENTER THE ROOM?

5. When the work is done.

\*I have done / finished / completed my work.

6. If wants something from someone

\*Please give me .

यदि टायलेट जाना चाहे

यदि पानी पीने जाना चाहे


यदि कमरे के अन्दर आना हो

जब कार्य खत्म हो

Kindly make the children learn all the above lines thoroughly.

## MATHS

- Make a beautiful number flower pot
- Take a pastel sheet of 4"x 4"
- Make a transparent pocket with OHP sheet on it.
- Make a flower on ice cream stick.
- Paste the ice cream stick on the back side of the flower pot.
- Make number cards according to your child's roll no. of 2"x 2" size



### ROLL NO.

1 to 14  
15 to 27

### NUMBER CARDS

1 to 10  
11 to 20

## EVS

- Make 7 beautiful and creative flash cards in any shape, Make accordingly to your child's roll no. – Size of the sheet – A4

### Roll no.

1-4  
5-8  
9-12  
13-16  
17-20  
21-24  
25-28

### Topics

Vegetables  
Fruits  
Wild animals  
Pet animals  
Water animals  
Farm animals  
Helpers



## ENGLISH

- Make an alphabet book, according to your child's roll no. Draw or paste 5-6 different pictures, related to the given alphabets and its phonic sounds. Help your child to do different impressions in all pictures.


Roll no.

Alphabets

1  
2  
3  
4  
5  
6  
7  
8  
9  
10  
11  
12  
13  
14  
15  
16  
17  
18  
19  
20  
21  
22  
23  
24  
25


26 & 27

A a  
B b  
C c  
D d  
E e  
F f  
G g  
H h  
I i  
J j  
K k  
L l  
M m  
N n  
O o  
P p  
Q q  
R r  
S s  
T t  
U u  
V v  
W w  
X x  
Y y  
Z z



- As we have covered the following strokes in the class, help the children to do written practice in English notebook as per strokes. Do 2 pages of each alphabet.

I, L, T, E, F, H, M, N, A, V, W, K, X, Y, Z



- Do scribbling in sketch book with pencil.



### FUN ACTIVITY

- Make a name plate of your child with his/her photograph  
Size ⇒ Small scale



### Note

- Project work ,notebook and sketch book to be submitted on the given dates below:

English	4 July' 18
Maths	6 July' 18
General activity	9 July' 18
EVS	9 July' 18

- Holidays homework should be neat, presentable and labelled with child's name
- The summer holidays will begin from 21 May' 2018
- The school will reopen on 2 July' 2018 at regular timings.

❖ DOWNLOAD HOLIDAYS HOMEWORK WORKSHEETS FROM THE SCHOOL WEBSITE. THE SCHOOL WILL UPLOAD THE WORKSHEETS ON 24 MAY '2018



# HAPPY HOLIDAYS





Dear Parents ,

Help your child to learn the following rhyme with actions for the upcoming function

If you're happy and you know it,  
Clap your hands.  
Clap! Clap!

If you're happy and you know it,  
Clap your hands.  
Clap! Clap!

If you're happy and you know it,  
Then your face will surely show it.  
If you're happy and you know it,  
Clap your hands.  
Clap! Clap!

If you're happy and you know it,  
stomp your feet.  
stomp!stomp!

If you're happy and you know it,  
stomp your feet.  
stomp!stomp!

If you're happy and you know it,  
Then your face will surely show it.  
If you're happy and you know it,  
stomp your feet.  
stomp! stomp!

If you're happy and you know it,  
Shout "hurray!"  
hurray!

If you're happy and you know it,  
Shout "hurray!"  
hurray!

If you're happy and you know it,  
Then you're face will surely show it.  
If you're happy and you know it,  
Shout "hurray!"  
hurray!