

MAMTA MODERN SR. SEC. SCHOOL

HOLIDAYS HOMEWORK (2020-21)



"It means so much on holidays to lovingly recall the many thoughtful things you have done and thank you for them all."

"It means a lot to wish you all the love your heart can hold and joys that keep increasing as the days ahead unfold"

Happy Holidays!

Dear children,

Summer vacation is a time for fun and frolic and time to bring you some constructive activities to enhance your learning process. It is probably the best time of the year for you all. Vacation is a time when you connect with your friends, family members and relatives.

School work can be fun filled too! Therefore the teachers have planned some activities and projects for you to develop hands-on approach towards learning. All tasks have been designed keeping in mind your learning in all subjects while you enjoy the break.

Here are few tips for you to follow-

1. Spend quality time with your parents and show that you care. Listen stories from family members and try to narrate them.
2. Plan a daily routine for yourself.
3. Physical fitness is an important aspect of life. A healthy mind stays in healthy body. Do yoga/ aerobics and exercise regularly to remain fit and healthy. Eat nutritious home cooked food.
4. Help your mother in doing household chores. Go out of your way to do small things for your family.
5. Groom yourself. Remember the four magic words Please!, Thank you, Sorry and Excuse me. Use them and see the difference.
6. Free play time should alternate with structural games.

General Instructions:

1. This year all holiday homework will be done on A4/A3 size sheets as instructed. All sheets to be filed in a beautiful decorated folder with your name and class clearly written at the top.
2. Originality of work will be appreciated.
3. Homework will be assessed on the basis of neatness, creativity and originality of ideas.
4. Encourage your ward to do his/her work independently.
5. The last section of the folder should be creatively done depicting how your child spent his/her vacations (write-ups/photographs/collage).
6. The homework is to be submitted to the respective subject teachers by **10 July 2020. Homework will not be accepted after the due date.**
7. **Practice worksheets for each subject will be available on Ms Teams and Broadcast on 1 June 2020. Complete all the worksheets shared by your teacher.**
8. Prepare thoroughly for the unit tests scheduled after vacations.

The School will be off for summer vacations from 1 June.

Happy holidays!

Hoping to see you all soon!

Regards

Principal



Holiday Homework

Class – 1

ENGLISH

- Do one page handwriting thrice a week in a separate notebook.
- Do the given worksheets very neatly.
- Kindly follow the given links for the stories.
<https://www.freechildrenstories.com/>
<https://www.freechildrenstories.com/>
<https://monkeypen.com/pages/free-childrens-books>
- Read any two stories from the given link and make a stick puppet of your favourite character.
- Read Lesson-1 (A lovely Sunday Morning) from English course book. Find out difficult words and nouns from the lesson and write down in notebook which you have made for handwriting.
- Make a beautiful card for your father with a Thank You message. Give it to your father on Father's Day.

कक्षा - प्रथम

हिंदी ग्रीष्मावकाश कार्य

१. अपनी पाठ्य पुस्तक से आ की मात्रा तक सभी पृष्ठ बिना किसी की सहायता से पढ़ें।
२. हिंदी में अपना नाम लिखना सीखें।
३. अपने घर के बड़ों से नैतिक कहानियाँ सुनें।
४. दिए गए प्रपत्र सुन्दर लिखावट के साथ करें।
५. घर के कामों में अपनी क्षमता अनुसार अपनी माता की सहायता करें जैसे :-
पानी की बोतल भरना, घोर्धों में पानी देना, पक्षियों को दाना डालना, किताबें
सही जगह पर रखना आदि।
६. अपने पिताजी पर एक कविता याद करें व 'फादर'स डे के उपलक्ष पर उन्हें
सुनाएँ।
७. प्रोजेक्ट - शब्दों की रेलगाड़ी बनाएँ जैसे :-


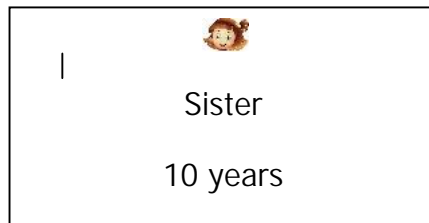
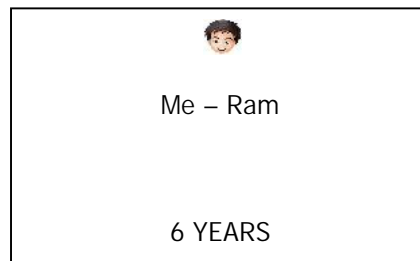


तारा -- राजा -- जानवर -- रथ -- थरमस

MATHEMATICS

Make a wall hanging of ascending order. Draw pictures of family members and write their name and age on different cards. Arrange the cards of the family members age-wise in ascending order.

(As shown in the picture)



PROJECT WORK:- Prepare a dish cooked without fire for your father on Father's Day and write the name of all the ingredients used in it on a A4 size sheet , also take a selfie with him and paste it on the same sheet.

Paste a selfie with
your father

Name of the Dish: _____

Ingredients:

1) _____

2) _____

3) _____

4) _____

ART/ CRAFT

Roll number – 1 to 20

Theme – Best out of waste

Topic-Paper Mache Penguin (Make two penguin)

Material Required –balloons, tissuepapers ,newspapers, fevicol, acrylic colour (note:-maximum 4 to 5 layers of newspaper)

Method- Follow the given link for the paper mache penguin.

https://youtu.be/RU_J40EARCs

Roll number – 21 to 42

Theme – Best out of waste

Topic-Paper Mache Bee (Make two Bee)

Material Required –any size of balloon (big or small), tissue papers, newspapers, fevicol, acrylic colour (note:-maximum 4 to 5 layers of newspaper)

Method- Follow the given link for the paper mache bee.

<https://youtu.be/MSkFG-giqQ0>

Syllabus for cycle Test-1

Subjects	Syllabus
English	Grammar – Chapter – 2 Vowels and Consonants (Pg 11 – 16 and pg 20 – 24) Chapter – 4 Nouns (pg – 27 and 28) Chapter – 5 One and Many (pg 36 – 37)
Hindi	<ul style="list-style-type: none">➤ पाठ -2 (शब्दरचना)➤ पाठ -3 (आकीमात्रा)➤ शब्दबनानाववाक्यरचना➤ अ – आकीमात्रा,तुकबनाओ➤ फलोंवसब्जियोंकेनाम➤ <u>कक्षाकार्यवपुस्तककार्य</u>
Maths	UNIT 1 – Numbers upto 20 UNIT 6 – Numbers upto 50 (pg 81-83) Forward counting (1-50) Number names (1-20) Put the sign > , < or = (1-50) After/ Before/between (1-50) Backward Counting (20-1) Ascending order (1-50)
EVS	Chapter 2- Parts of Our Body Chapter 3- Our Sense Organs
G.K	Oral Exam- Worksheet will be given
Computer	Oral-(Ch-1 and 2)

