

MAMTA MODERN SR. SEC. SCHOOL

HOLIDAYS HOMEWORK (2020-21)



"It means so much on holidays to lovingly recall the many thoughtful things you have done and thank you for them all.

It means a lot to wish you all the love your heart can hold and joys that keep increase the days ahead unfold" Happy Holidays!

Dear children,

Summer vacation is a time for fun and frolic and time to bring you some constructive activities to enhance your learning process. It is probably the best time of the year for you all. Vacation is a time when you connect with your friends, family members and relatives.

School work can be fun filled too! Therefore the teachers have planned some activities and projects for you to develop hands- on approach towards learning. All tasks have been designed keeping in mind your learning in all subjects while you enjoy the break.

Here are few tips for you to follow-

1. Spend quality time with your parents and show that you care. Listen stories from family members and try to narrate them.
2. Plan a daily routine for yourself.
3. Physical fitness is an important aspect of life. A healthy mind stays in healthy body. Do yoga/ aerobics and exercise regularly to remain fit and healthy. Eat nutritious home cooked food.
4. Help your mother in doing household chores. Go out of your way to do small things for your family.
5. Groom yourself. Remember the four magic words Please!, Thank you, Sorry and Excuse me. Use them and see the difference.
6. Free play time should alternate with structural games.

General Instructions:

1. This year all holiday homework will be done on A4 size sheets as instructed. All sheets to be filed in a beautiful decorated folder with your name and class clearly written at the top.
2. Originality of work will be appreciated.
3. Homework will be assessed on the basis of neatness, creativity and originality of ideas.
4. Encourage your ward to do his/her work independently.
5. The last section of the folder should be creatively done depicting how your child spent his/her vacations (write-ups/photographs/collage).
6. The homework is to be submitted to the respective subject teachers by **10 July 2020.**
Homework will not be accepted after the due date.
7. **Practice worksheets for Maths and Science that will be available on Ms Teams and Broadcast on 1 June 2020. Complete the worksheets shared by your teacher.**
8. Prepare thoroughly for the unit tests scheduled after vacations.
The school will be off for summer vacations from 1 June.
Happy holidays!

Hoping to see you all soon!

Regards

Principal



MAMTA MODERN SR. SEC.SCHOOL, H- BLOCK,

VIKASPURI, NEW DELHI

CLASS - VII (2020-21)


HOLIDAYS HOME WORK



General instruction:

- The holidays homework must be done on A4 size sheet in a very neat and presentable manner.
- Do the work as specified.
- You can take the help of your parents for the guidance.
- Use your imagination and creativity to make it attractive.
- The holiday homework will be considered as a Portfolio Activity for the subjects included in this sheet.
- Revise the syllabus done in online classes of all the subjects.

ENGLISH



THEME: CHANGING EDUCATIONAL TRENDS- THE VIRTUAL CLASSROOM EFFECT

TOPIC:

1. Prepare a journal / diary account of your tryst with the virtual world of learning- the fun vs the experiential. The journal must be a blend of pictures and information.
2. Compile a photo collage of your experiences during the lockdown and describe how it has changed your perspective on life.

HINDI

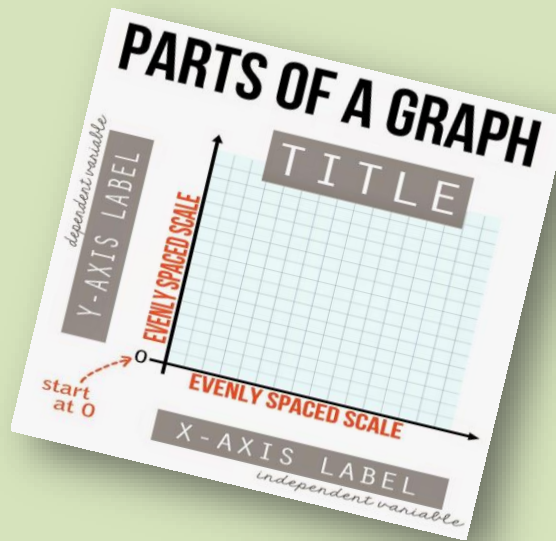
1. लॉकडाउन के समय जनसेवा व जनसुरक्षा में लगे लोगों का योगदान - विषय पर अनुच्छेद लिखें व चित्र भी बनाएं।



2. 'शरारतों की भी कोई सीमा होनी चाहिए' - परिवर्तन पाठ के आधार पर इस कथन पर अपने विचार लिखिए।

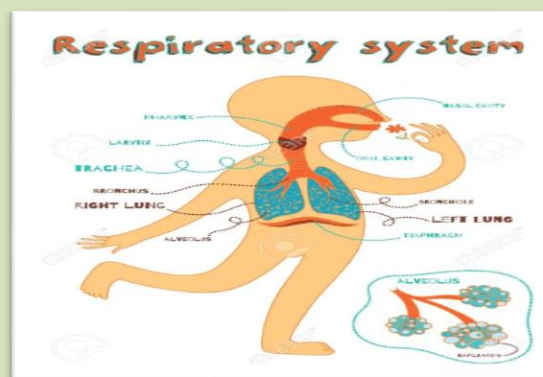
MATHEMATICS

1. Collect information regarding the total number of confirmed cases and total deaths of corona virus in 5 different states of India (on any particular date) and represent it by a double bar graph.



2. By paper cutting and pasting, prove that pairs of corresponding angles are always equal in parallel lines.
3. Do worksheets attached with the holidays homework in register 3.

SCIENCE



'TONE UP YOUR RESPIRATORY SYSTEM'

Prepare a science magazine. Use coloured sheets to write and make a nice cover. Use your imagination and creativity. Content should be of 7-8 pages.

Some of the things you can put in your magazine are:

- Respiratory system- Its parts and functions
- Effects on respiratory system due to COVID-19
- Preventions against COVID-19 to improve the respiratory system.
- Yoga and exercises to tone up the respiratory system. [Steps of exercise and yoga (any two each) to be mentioned].


Give your magazine a suitable title.

SOCIAL SCIENCE

1. Prepare a Leaflet on any one Monument built by the Sultan of Delhi with a brief description of the monument. Paste pictures creatively. Also, with the help of online resources, give a special mention about the Conservation and Cleanliness of the monuments.
2. Find information about the Environmental conditions during Lockdown period on the Ozone Layer and how it has impacted on monuments. (Minimum 10 points)



SANSKRIT




- ❖ विद्या और परिश्रम से संबंधित पाँच – पाँच श्लोक सुंदर अक्षरों में लिखें तथा श्लोक से संबंधित चित्र भी बनाएँ।

FRENCH



1. Make a brochure of France.
(HINT: food, monuments, tourist attraction places, climate, etc)
2. Write (8-10) lines on any 2 topics and paste related pictures.
 - a) Ma ville (my city)
 - b) Ma famille (my family)
 - c) Mon acteur/actrice préférée (my favourite actor/actress)
 - d) Mon École (my school)
3. Make a Menu Card of different French food.
(HINT: Entrée (starter), le plat (main course), Dessert)

ARTS



ROLL NO. :- 1 to 20 THEME :- Best out of waste TOPIC :- Mask with paper mache

MATERIAL :- Balloon, tissue paper, fevicol, brush, fabric colours, clay/Paper mache, Marker pen, Plaster of paris

NOTE :- Use 5-6 layers LINK :- <https://youtu.be/5rbSh30Fhls>

ROLL NO. :- 20 onwards THEME :- Best out of waste TOPIC :- Mask from card board (tribal) MATERIAL :- Card board, Cutter, White sheet, Scissor, Clay(paper mache, fevicol, brush, fabric colours, Needle, Thread.

LINK :- <https://youtu.be/JP9uwwND1WM>

COMPUTERS

Create a webpage using html displaying paragraph on COVID-19.

Note:

1. Windows users use Notepad and Mac user use Text editor for writing HTML code.
2. Save your HTML document with the extension .html or .htm
3. Use at most tags to make the web page creative and attractive.



UNIT TEST 1 (2020-21)

(TO BE HELD AFTER SUMMER HOLIDAYS)

SUBJECT	SYLLABUS
MATHS	Chapter: 1. Integers 3. Data Handling 5. Lines and Angles
SCIENCE	Ch-1 How do plants obtain their nutrition Ch-5 Chemical substances and Chemical Reactions Experiments: 1- To study that chlorophyll is necessary for photosynthesis. 2- To study that melting of ice is a physical change and burning of magnesium ribbon is a chemical change. 3. To measure the speed of moving object by using distance time graph.
HINDI	पेपर 1- अमोली : पाठ 3 परिवर्तन , पाठ-5 सही समय(कविता) ज्ञान सरोवर: पाठ 1 पारसमणि पेपर 2- व्याकरण संबोध :- पाठ-1 भाषा, बोली, लिपि और व्याकरण, पाठ-2 वर्ण विचार पर्यायवाची, मुहावरे , अनुच्छेद , पत्र(औपचारिक) तथा अपठित गद्यांश
SOCIAL SCIENCE	History: Chapter-1 Studying the Medieval India Geography: Chapter-1 Our Environment Civics: Chapter-3 Institutional representation of Democracy

FRENCH**CHAPTER 0: Connaissez-vous la France?**

- Culture and Civilization of France

CH 1: La lettre de valérie

- Les articles
- Les adjectifs
- Les adjectifs possessifs
- La négation

CH 2: Joyeux anniversaire Paul!

- Les adjectifs démonstratifs
- L'infinitif après un autre verbe
- Les verbes impersonnels
- Les adverbes de quantité

CH 3: C'est ma ville

- L'Interrogation (all 3 forms)

WRITING SKILL:

1. Que savez-vous de la France?
(what do you know about France?)
2. Décrivez votre ville préférée.
(Describe your favourite city.)

SANSKRIT

दिव्यम् - पाठ 1 , 2 , 3

शब्द रूप- मेघ , कवि

धातु रूप -लिख् , मिल् पठ, भू (चार लकार)

संस्कृत संख्या (1 से 10), अपठित गद्यांश